



Stop! Read this manual carefully before using this product!

Please Do Not Return This Product To The Store!

For questions regarding assembly, parts, or warranty, contact our customer service department directly at 1-509-493-4938 or access product information at www.aquaglide.net.

Watersports Safety Code

Watersports are fun and challenging but involve inherent risks of injury or death. To increase your enjoyment of the sport and to reduce your risks, use common sense and follow these rules:

Before you start:

- Familiarize yourself with all applicable federal, state, and local laws, the risks inherent in the sport, and the proper use of the equipment.
- Know the waterways.
- Use caution and common sense.
- Do not use this product except when properly attached to an Aquaglide Rebound 12 or 16 bouncer.
- Do not use in recreational swimming pools, within 3m (10ft.) of commercial pool edge, or within 4.5m (15ft.) of boats, docks, or other hard obstructions.
- Do not attempt or allow somersaults. Landing on the head or neck can cause serious injury, paralysis or death. • Do not dive head first or swim under this product.
- Never use at night, or in low-light conditions.
- Never use in poor weather conditions with excessive wind, waves or lightning.
- Do not use on dry land.
- Do not use without proper anchoring.
- Do not dive head first or swim under this product.
- Take extreme care when swimming between the shore and the product. Be cautious of any boat traffic or other obstructions. Ensure all users are capable swimmers and are not excessively fatigued-Do not allow anyone to attempt to swim to or from the product that are not physically able to do so.
- Always ensure that the swimming area around the trampoline is free of submerged logs, rocks and sandbars. Ask about the local water conditions before use.
- Only allow use of the product with proper supervision. Secure the product when not in use to prevent access by any other users.

It is the owner's responsibility to read the owner's manual and instruct all users in the safe operation of these products. By inflating these products you hereby agree to the Release of Liability, Claim Waiver, and Assumption of Risk Agreement in this manual. Please read this manual prior to inflating and using these products and keep for future reference. As with any action sport, recklessness, inexperience, misuse, or neglect of the equipment may result in serious injury or death.

Your equipment :

- Check all equipment prior to use. Inspect your product for missing, defective or worn parts.
- Always check for proper inflation before each use. Temperature and environmental changes can cause changes in tube pressure. Using the product over or under inflated is dangerous and can cause damage to the product, voiding the warranty.
- Always check security of the anchor and all attachments before each use.
- Always wear a U.S. Coast Guard Type III (PFD) vest.

THE WARNINGS AND PRACTICES SET FORTH ABOVE IN THE WATERSPORTS SAFETY CODE REPRESENT SOME COMMON RISKS ENCOUNTERED BY USERS. THE CODE DOES NOT PURPORT TO COVER ALL INSTANCES OF RISK OR DANGER. PLEASE USE COMMON SENSE AND GOOD JUDGMENT.

Please contact us if you have any questions on the proper selection, function, or safe use of this product.

Contents: (1) Rebound slide, (2) Interloc Straps, (1) Repair Kit



WARNING

USE OF THIS PRODUCT AND PARTICIPATION IN WATERSPORTS INVOLVES INHERENT RISKS OF INJURY OR DEATH.

- This product should never be used by children except under adult supervision.
- Not intended for use by children under 5 years of age.
- This product is not a personal flotation device.
- Always wear a flotation vest (PFD) as required by the authorities in area of use.
- Never place wrists or feet through handles.
- Do not use in shallow water (less than 8 ft [2.4 m] deep).
- Do not use within 15 ft (4.5 m) of shore, docks, pilings or other hard objects.
- Never swim under this product.
- Do not exceed the manufacturer's recommended number of users for this particular product.
- Do not use while under the influence of alcohol or drugs.
- Read Operator's Manual before use.

Made in China

CAUTION

Watersports can be safe and fun for all levels of enthusiasts. The Operator's Manual is presented to enhance your enjoyment of the sport. It is intended to alert you to some of the potentially dangerous conditions that can arise in all watersports.

To reduce the risk of injury or death, follow these guidelines:

- Carefully read the product Owner's Manual and follow the instructions.
- Take all reasonable precautions in the use and operation of your trampoline and/or aquapark.
- Teach anyone using your trampoline and/or aquapark about safe guidelines prior to use.
- Know your own limits. Stop when you are tired. Act responsibly. Be in good physical condition and be cautious in your use of this or any other water sports product.
- Periodically check mooring bridles and/or lines to ensure safety. Replace any portion of mooring and/or connection system that shows signs of wear.
- Do not add any hardware or attachments not otherwise supplied by the manufacturer.

THE WARNINGS AND PRACTICES SET FORTH ABOVE REPRESENT SOME COMMON RISKS ENCOUNTERED BY USERS AND DOES NOT PURPORT TO COVER ALL INSTANCES OF RISK OR DANGER. PLEASE USE COMMON SENSE AND GOOD JUDGMENT.

Please contact the dealer or manufacturer of this product if you have any questions about proper selection, function, or safe use of this product.

Made in China

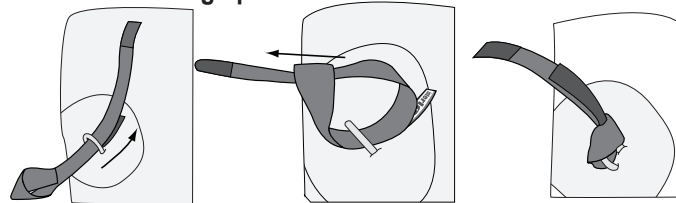
Assembly

- 1) Locate a flat, dry area with access to electrical outlet or extension cord.
- 2) Unroll and place the Slide on the ground next to the Rebound and inflate to **0.08 psi**. Inflation times can vary by inflator, but the slide should be firm and tight when completely inflated. In hot weather, be sure to leave room for air expansion, or let air out if it becomes too hot. **DO NOT OVER-FILL**. After inflation, screw the valve cover on tightly - be careful to align the threads of the cover to avoid stripping.
- 3) Attach the Slide to the Rebound using the 4 Interloc straps as shown in the diagram below.
- 4) Do NOT drag the slide or any other Aquaglide product into the water. Carefully carry the products into the water to prevent punctures and leaks.

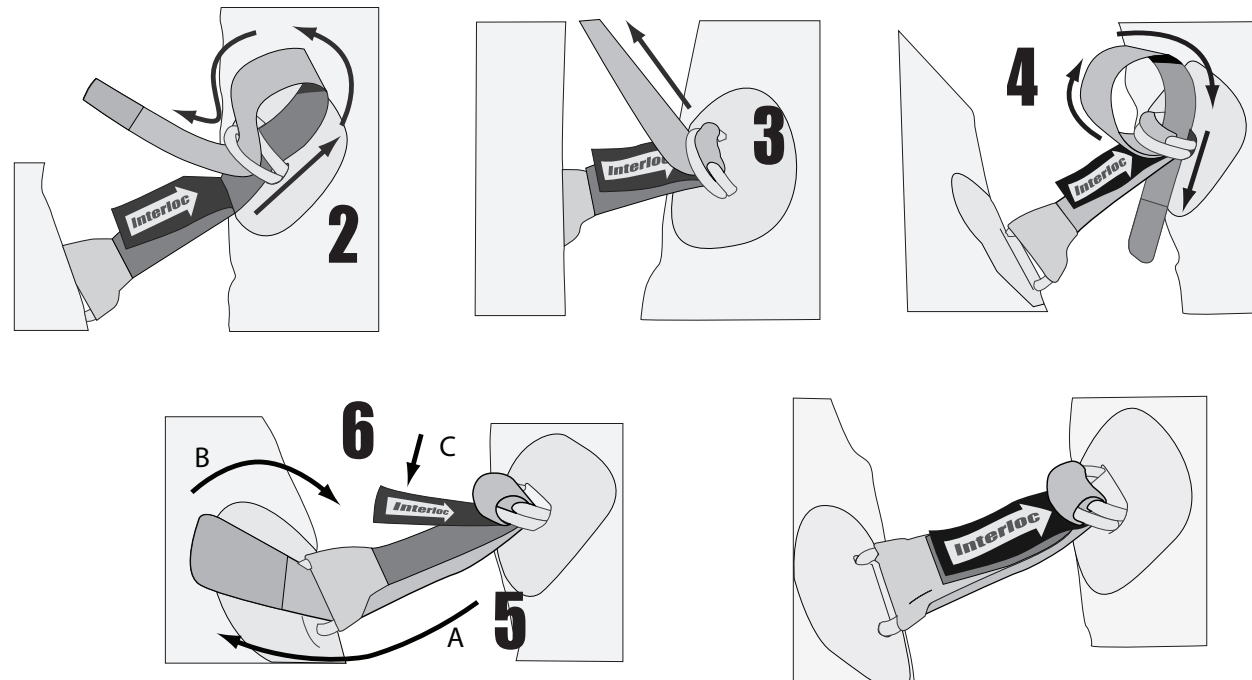
Warning: Do not use an air compressor to inflate tube. Air compressors are designed for high pressure inflation and can cause the Slide to burst if over-inflated, or cause damage to the strap attachment.

Interloc Strap Assembly Instructions

- 1) Install the 4 Interloc straps to the Rebound to the 4 rings on one side of the bouncer. Insert the velcro end of the strap through the other end (looped end) and cinch in place. Make sure that the white Interloc logos on the velcro are facing up.



- 2) Thread the end of the interloc strap through the two D-Rings on the Slide, then back through a single ring.
- 3) Pull all the webbing through the rings until the white arrow of the interloc logo stops at the d ring below. Cinch until it is tight.
- 4) Pass the end of the webbing back through the open area of the D-Rings on top as shown.
- 5) Now bring the webbing through the opening in the single D-Ring on the Slide as shown (A).
- 6) Fold the strap over onto the velcro (B), and Place the other velcro tab in place to lock the strap (C)



for more information go to:

www.Aquaglide.net

Rebound Slide Owners Manual



Operation

- 1) Place the Slide in at least 8 ft. of water depth and in an area protected from the wind and boat traffic. Review your lake rules and restrictions with your local authorities. Make sure the Slide is securely attached to the trampoline or bouncer. Always check the security of the straps periodically during use.
- 2) Carefully check area under the Slide for sharp or dangerous objects (i.e. rocks or stumps).
- 3) Keep a safe distance from docks, boats, boat lifts, and any other structures. **DO NOT** tie the Plunge to a dock! Do Not use the Slide except when attached to an Aquaglide Rebound bouncer.

Care and Maintenance

- 1) While your product has been initially treated with UV protectant, long-term exposure to sunlight will damage the product. Regularly apply a UV protectant to the exposed surface of the tube to ensure the life of your product. We recommend using ONLY 303 UV Protectant intended for use on vinyl for this purpose. Monthly application while the product is in use is required. **NOT DOING THIS WILL VOID THE WARRANTY.** 303 UV Protectant is available at most watersports dealers, or online at www.303-products.com.
- 2) **WARNING:** Certain products, especially petroleum-based solvents, cleaners and protectants such as ArmorAll can damage the product and use of these products will void the warranty.
- 3) **WARNING:** Use of a high-pressure washer will damage the product and void the warranty. To clean, use a soft bristle brush with mild soap and fresh water. 303 UV Protectant contains a 'safe for vinyl' cleaner, and can be used to clean and protect the product at the same time.
- 4) Check the inflation of your tube often. It may appear to have lost air early in the morning, but will expand once the sun warms it. Maximum expansion will occur in the heat of the day. Under-inflation can cause excessive rubbing where the metal frame rests on the tube. Proper inflation is important as this will discourage rodents from chewing and prevent damage from wear.

Storage

- 1) Before storing, place the Slide on a clean, level area. Clean with mild soap and water and allow to dry completely. Apply 303 Protectant to the surface of the tube and spring pad cover before deflating.
- 2) Remove ALL of the air from the tube using the deflation end of the high output inflator/deflator. If some air is left in the tube, it may freeze causing cracking.
- 3) Remove ALL of the air from the tube using the deflation end of the high output inflator/deflator. If some air is left in the tube, it may freeze causing cracking.
- 4) Store the Slide out of direct sunlight and protected from the environment in a clean, dry location. It is best to store inside a container with moth balls to prevent damage from rodents. NEVER store uncovered, in a damp location, or on a concrete surface! NEVER store at temperatures below 40 degrees F.



NOTICE! - Release of Liability, Claim Waiver, and Assumption of Risk Agreement

By opening and assembling this product, you are agreeing (1) to be bound to the terms set forth below and (2) to require anyone using this product to be bound by such terms. If you are unwilling to be bound by these terms, return this product (before use) for a full refund.

ASSUMPTION OF RISK: Use of this product and any of its components involves certain inherent risks, dangers, and hazards which can result in serious personal injury and death. In using the product, you freely agree to assume and accept any and all known and unknown risks of injury while using this equipment. The risks inherent in the sport can be greatly reduced by abiding by the Warning Guidelines listed in this Owner's Manual and by using common sense.

RELEASE AND WAIVER OF CLAIMS AGREEMENT: In consideration of the sale of the product to you, you hereby agree to the fullest extent permitted by law as follows:

TO WAIVE ANY AND ALL CLAIMS that you have or may in the future have against North Sports Inc., and Aquaglide Inc., its distributors and dealers, resulting from use of this product and any of its components.

TO RELEASE North Sports, Inc. and Aquaglide, Inc. from any and all liability for any loss, damage, injury, or expense that you or any users of this product may suffer, or that your next of kin may suffer, as a result of the use of this product, due to any cause whatsoever, including negligence or breach of contract on the part of North Sports Inc. and Aquaglide Inc. in the design or manufacture of this product and any of its components.

ARBITRATION: In further consideration of the sale to you of this product and any of its components, you hereby agree to submit to binding arbitration any and all claims which you believe you may have against North Sports Inc. and Aquaglide Inc. arising from the use of any North Sports Inc. and Aquaglide Inc. equipment or products. The arbitration shall be pursuant to the rules of the American Arbitration Association. Arbitration shall be commenced within (1) year from the date on which any alleged claim first arose. Further, the arbitration shall be held in White Salmon, Washington unless otherwise mutually agreed to by all parties. The submission to the American Arbitration Association shall be unlimited and the arbitration award may be enforced by any Court of competent jurisdiction.

BINDING EFFECT OF AGREEMENT: In the event of your death or incapacity, this Agreement shall be effective and binding upon your heirs, next of kin, executors, administrators, assigns, and representatives.

ENTIRE AGREEMENT: In entering into this Agreement, you are not relying upon any oral or written representations other than what is set forth in this agreement and the North Sports Inc. and Aquaglide Inc. Owner's Manual.

Warranty

Aquaglide, Inc. warrants products to be free of defects in material or workmanship to the original purchaser for a period of (3) years from date of purchase. This warranty is subject to the following limitations:

1. Warranty is valid only with dated proof of purchase in the form of the original invoice.

2. Warranty is valid only when the product is used for normal recreational activities, and does not cover use in schools or rental operations. Warranty term for commercial use is 1 year.

3. Aquaglide will make the final warranty determination which may require inspection and/or photos of the product which clearly show defect(s). We require the above be sent to another location of our choice, freight prepaid, or by email to warranty@northsports.com.

4. If a product is deemed to be defective by Aquaglide, the warranty covers the repair or replacement of the defective product only. Aquaglide will not be responsible for any costs, losses, or damages incurred as a result of loss of use of product.

5. This warranty does not cover damage caused by misuse, abuse, neglect, or normal wear and tear, including, but not limited to, punctures, dragging the product over the ground, damage due to excessive sun exposure or seam failure due to overinflation in the sun, damage caused by improper handling and storage, damage caused by use in waves or shore break, and damage caused by anything other than defects in materials and workmanship.

6. This warranty is voided if any unauthorized repair, change, or modification has been made to any part of the equipment. Authorization for such must come in writing from Aquaglide.

7. The warranty for any repaired or replacement equipment is good from the date of the original purchase only.



8. Any warranty claims must be accompanied by the original purchase receipt. The name of the retailer and date of purchase must be clear and legible.

9. There are no warranties which extend beyond the warranty specified here.


Returns and Service Policy

Product can be returned only if a return authorization number (RA) is given by Aquaglide in advance. The RA number must be on the outside of the package or it will not be accepted at our warehouse. Freight on the returned product must be prepaid or it will not be accepted. Upon receipt, Aquaglide will make a determination within (30) days. If the product is covered under warranty it will be returned to the customer at the expense of Aquaglide, Inc. after repairs can be made. If not, the customer will receive a quote for repair and/or replacement as well as any necessary cleaning and shipping charges. The customer will have 30 days to accept the quotation. At the end of 30 days, or upon refusal of the quote, Aquaglide will return the product in the condition in which it was received at the customer's expense. The customer agrees to authorize Aquaglide, Inc. to charge the customer's credit card for any costs not covered under the terms and conditions of the Aquaglide Warranty.

for more information go to:

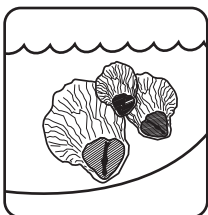


Aquaglide, Inc.
 #1 North Shore Dr SE
 White Salmon, WA 98672
 USA



Compliant with
 DIN EN-15649, Class D

WARNING



Prolonged exposure to salt water can damage and/or shorten the expected lifetime of this product. The marine environment includes many damaging elements including corrosion, abrasion and damage from marine life such as barnacles. Regular cleaning and rinsing with fresh water can reduce these risks. A PVC-safe antifouling paint should be used to help protect this product against marine growth. **DAMAGE CAUSED BY EXPOSURE TO SALT WATER IS NOT COVERED BY WARRANTY.**